

# PAYING YOUR BILL AT THOMAS JEFFERSON UNIVERSITY



**Jefferson**

Thomas Jefferson University  
HOME OF SIDNEY KIMMEL MEDICAL COLLEGE

# Ways To Pay Your Bill

## Pay Online

At Banner Web

<https://banner.jefferson.edu>

Pay by:

Debit Card

Credit Card

Electronic Check

## International Wires

Wells Fargo Bank

Philadelphia, PA

ABA # 121000248

To Credit TJU Corporate Account

Account # 2000049155914

Swift Code WFBIUS6S


Please reference your campus key in any note section of your wire payment

## Pay by Mail

Send a money order, personal check, 529 check or any other check to:

**Thomas Jefferson University**  
Student Accounts Office  
1101 Market Street, 29th Floor  
Philadelphia, PA 19107

Please reference your campus key on the memo line of your check/money order



Your cancelled check is your receipt.

Student's Jefferson account will be charged \$25 if the check is returned from the bank.

**Return reasons include:** insufficient or unavailable funds, stop payment, closed account, questionable or missing signature, etc.

## Pay in Person

**At the Student Accounts Office**

\*if you want to pay in cash, please email

[tuition.office@Jefferson.edu](mailto:tuition.office@Jefferson.edu) in advance for arrangements/instructions

**Thomas Jefferson University**  
Student Accounts Office  
1101 Market Street, 29th Floor  
Philadelphia, PA 19107  
215-503-7669

# How To Pay Your Bill Online

1. Log onto [Banner Web](https://banner.jefferson.edu) - <https://banner.jefferson.edu> using your current Banner campus key and password.
  2. Click “Student” tab
  3. Click “Student Account” link
  4. Click “Make Payment/View Invoice” link
- You will be directed to TouchNet, our secure payment gateway provider, to view your balance, see your bill, make a payment, and set up a payment plan.
  - Refer to the slides 4 - 14 for a view of how this looks in Banner and TouchNet.

# How To Pay Your Bill Online



## BannerWeb User Login

---

Please enter your Campus Key and Password or your Banner ID and PIN. When finished, select Login.

Please Note: If using Banner ID it is Case Sensitive

To protect your privacy, please Exit and close your browser when you are finished.

[Banner Information and Users How-To's](#)

Campus Key or Banner ID:

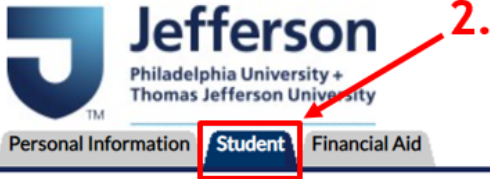
Password or PIN:

[Click Here for Help with Login?](#)

---

RELEASE: 8.8.2

# How To Pay Your Bill Online



[RETURN TO MENU](#) [SITE MAP](#) [HELP](#) [EXIT](#)

## Student

- Registration**  
[Check your registration status, class schedule and add or drop classes](#)
- Student Records**  
[View your holds, grades and transcripts](#)
- Student Account**  
[View your account summaries, statement/payment history and tax information](#)
- Graduation**  
[Graduation application, Regalia Ordering, etc.](#)
- Degree Works**  
[View your degree audit and progress towards completion of your degree.](#)
- SPEP Assessment**  
[Student Pharmacist Enrichment Program \(SPEP\) Assessment - Only for Pharmacy Students](#)

3.

RELEASE: 8.8.2

# How To Pay Your Bill Online



Personal Information **Student** Financial Aid

[RETURN TO MENU](#) [SITE MAP](#) [HELP](#) [EXIT](#)

## Student Account

### Attention Students:

We are working to finalize billing for the Fall Semester. Our anticipated date to produce the bill is August 10, 2020.

Please note the following:

1. If you adjust your class schedule (add or drop classes), and you are charged on a per credit basis, then your balance will increase or decrease accordingly.
2. East Falls students - Housing and/or meal plan charges have not been assessed at this time.

Thank you

**Make a Payment / View Invoice**  
[TouchNet](#)

[Account Summary](#)

[Account Summary by Term](#)

[Account Summary by Period](#)

[View Holds](#)

[Account Information](#)

[First Student Health Insurance](#)

It will take up to 2 business days to reflect on your Banner account

[Tuition Insurance](#)

[JeffConnect](#)

To learn more about JeffConnect, please visit <http://hospitals.jefferson.edu/jeffconnect/>


RELEASE: 8.8.2

# How To Pay Your Bill Online



[Personal Information](#) [Student](#) [Financial Aid](#)

[SITE MAP](#) [HELP](#) [EXIT](#)

 Online payment services are provided by TouchNet via a payment gateway. Once you are redirected to their payment website you will be automatically logged in. You can then view your bill and make payments.

Thank you

RELEASE: 8.7.2

# How To Pay Your Bill Online

**Jefferson**  
Thomas Jefferson University

Logged in as: [redacted] | Logout

Home My Account Make Payment Payment Plans Refunds Help

### Announcement

Attention all non SKMC Students:

We sincerely apologize for the delay in housing assignments for those living on-campus this semester and your Fall 2020 bills.

We have been diligently working with local accommodations to confirm all arrangements are properly in place to ensure the safety and comfort of our students. With that in mind, we have postponed sending bills. However, we assure you that we will have these items to you by 9 pm tonight.

Thank you

---

Student Accounts has moved to the Jefferson Center, 11th and Market Streets, 29th Floor.

For those of you who mail your tuition payment, our new address is:

Thomas Jefferson University  
Student Accounts Office  
1101 Market Street, 29th Floor  
Philadelphia, PA 19107

To sign up for direct deposit of your refunds, complete your setup in the [Refund Account Setup](#) page.

### Student Account

ID: [redacted]

Balance \$XXX.00

View Activity **Make Payment**

### Statements

Your latest eBill Statement (5/5/21) Statement : \$XXX.00

View Statements

### My Profile Setup

- Authorized Users
- Personal Profile
- Payment Profile
- Security Settings
- Electronic Refunds
- Auto Bill Pay



# How To Pay Your Bill Online

## Account Payment



Amount



Method



Confirmation



Receipt

Payment Date  

Current account balance

\$ XXX.00

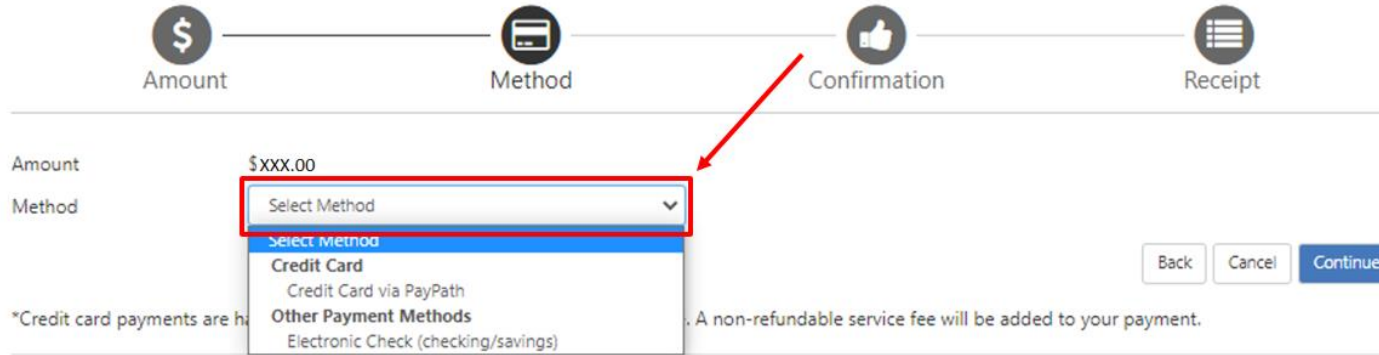
Payment Total: \$0.00

Personal Note

[Continue](#)

# How To Pay Your Bill Online

## Account Payment



The diagram shows a four-step process: Amount, Method, Confirmation, and Receipt. The 'Method' step is highlighted with a red box and a red arrow pointing to a dropdown menu. The dropdown menu is open, showing options: 'Select Method', 'Credit Card', 'Credit Card via PayPath', 'Other Payment Methods', and 'Electronic Check (checking/savings)'. Below the form are buttons for 'Back', 'Cancel', and 'Continue'.

Amount: \$XXX.00

Method: **Select Method** (dropdown menu)

Buttons: Back, Cancel, Continue

\*Credit card payments are h... A non-refundable service fee will be added to your payment.

**Electronic Check** - Payments can be made from a personal checking or savings account.

Payment Methods include:


- Credit Card
- E-Check
- Payment Plan

# How To Pay Your Bill Online - Credit Card

## Account Payment

  
Amount

  
Method

  
Confirmation

  
Receipt

Amount \$XXX.00

Method

Back

Cancel

Continue

\*Credit card payments are handled through PayPath<sup>®</sup>, a tuition payment service. A non-refundable service fee will be added to your payment.

**Electronic Check** - Payments can be made from a personal checking or savings account.

# How To Pay Your Bill Online - Credit Card

## Account Payment



Please review the transaction details. Clicking Continue will open a new window, where you will complete your transaction.

Payment Information		
Payment Date	5/20/21	
<b>Term</b>	<b>Account</b>	<b>Amount</b>
Summer 2021	STUDENT PAYMENTS	\$ XXX.00
<b>Total Payment Amount</b>		<b>\$ XXX.00</b>
<input type="button" value="Change Amount"/>		

Paid To	
Thomas Jefferson University 11th and Walnut Streets Philadelphia, PA 19107-508	
Confirmation Email	
xxx123@students.jefferson.edu (Primary)	

Selected Payment Method	
Account:	TOUCHNET PAYPATH
<input type="button" value="Change Payment Method"/>	

\*Please note a non-refundable PayPath service charge will be added to your credit card payment

# How To Pay Your Bill Online - Electronic Check

## Account Payment

Progress bar: Amount — Method — Confirmation — Receipt

Amount: \$ XXX.00

Method:

Buttons: Back, Cancel, Continue

\*Credit card payments are handled through PayPath<sup>®</sup>, a tuition payment service. A non-refundable service fee will be added to your payment.

**Electronic Check** - Payments can be made from a personal checking or savings account.

# How To Pay Your Bill Online - Electronic Check

## Account Payment



Amount \$XXX.00  
Method Electronic Check (checking/savings) ▼

### Account Information

**\* Indicates required fields**

You can use any personal checking or savings account.  
Do not enter other accounts, such as corporate account numbers, credit cards, home equity, or traveler's checks.  
Do not enter debit card numbers. Instead, enter the complete routing number and bank account number as found on a personal check.

\*Account type: Select account type ▼

\*Routing number: (Example)

\*Bank account number:

\*Confirm account number:

### Billing Information

\*Name on account:

\*Billing address:

Billing address line two:

\*City:

\*State: Select State ▼

\*Postal Code:

### Option to Save

Save this payment method for future use

Save payment method as:   
(example My Checking)

### Refund Options

You must enroll in Two-Step Verification to save this as a Refund Method. Please proceed to [Security Settings](#) in My Profile to enroll.

# Third-Party Payments

A third-party payment is when Thomas Jefferson University bills an outside organization/company for all or a portion of a student's tuition and/or fees.

<b>Employer paying your tuition directly to TJU?</b>	Please email <a href="mailto:tuition.office@jefferson.edu">tuition.office@jefferson.edu</a> with an approved voucher or letter for each semester.
<b>Paying via a 529 Check?</b>	Please have check mailed to TJU (refer to mailing address on slide 2) for all paper payments, and be sure to include your campus key on the memo line of your check.
<b>Paying via approved Tuition Payment Plan offered by TJU?</b>	Payment Plan can be set up in Banner/TouchNet on the Account Payment page as an option in the payment method drop down box.

# Applying Loans And Scholarships To Your Bill

- Financial aid is disbursed each semester to coincide with the assessment of tuition and other charges.
- Most programs are assessed charges for fall and spring only (refer to slide 18 for exceptions).



# Applying Loans And Scholarships To Your Bill

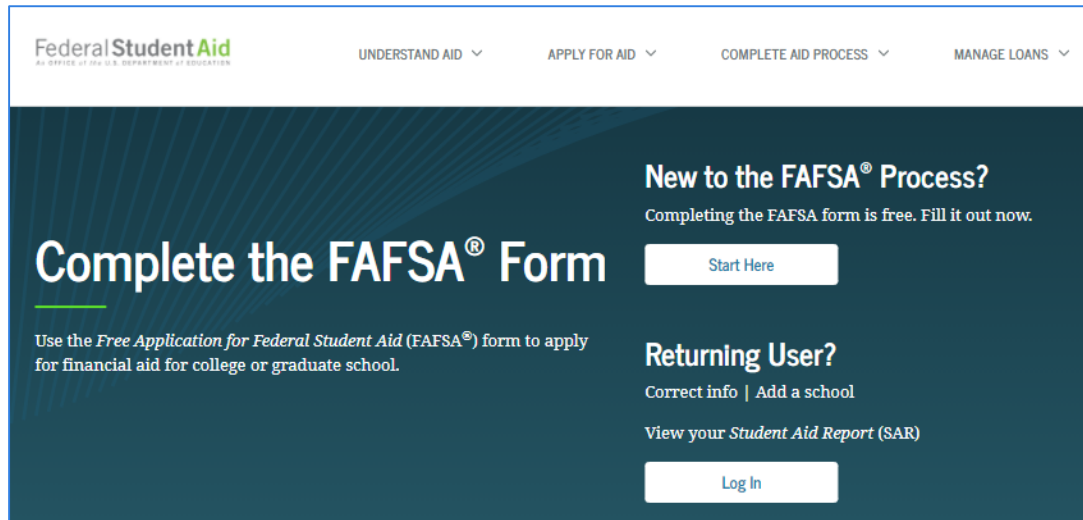
	<u>Fall</u>		<u>Spring</u>	
<b>University charges and financial aid</b>	<b>First week of July</b>	Fall charges are assessed	<b>First week of December</b>	Spring charges are assessed
		Fall half of student financial aid will be applied to the bill as a payment or pending aid "memo"*		Spring half of student financial aid will be applied to the bill as a payment or pending aid "memo"*
		Bills are sent to students		Bills are sent to students
<b>Expiration of memos</b>	<b>December 1</b>	All remaining fall memos will expire. A bill for the amount of the expired memo will be produced and emailed to student for payment and/or issue resolution.	<b>April 1</b>	All remaining spring memos will expire. A bill for the amount of the expired memo will be produced and emailed to student for payment and/or issue resolution.
*A memo is a placeholder for expected funds that have not yet been received. Memos are most commonly used to show pending federal and state aid that is not permitted to be disbursed until closer to the first day of the semester.				

# When Financial Aid Is Not Disbursed In Fall And Spring

- The disbursement of financial aid will occur more than two times to coincide with programs of study that are assessed tuition in each of the fall, spring, and summer semesters or another non-traditional manner.
  - Financial aid is disbursed each semester to coincide with the assessment of tuition and other charges.
  - Programs that have more than two tuition assessments/financial aid disbursements include, but not limited to:
    - FACT-1 - Nursing
    - DPT - Physical Therapy
    - Most programs assessed tuition on a per credit basis
- The disbursement of financial aid may occur less than two times if eligibility for future disbursements has been exhausted.
- Outside entity (e.g., Rotary Club Scholarship) only sends funding for one term.

# How Do I Apply For Financial Aid To Help Pay My Bill?

To apply for federal, university, state and most private funds, the FAFSA (Free Application for Federal Student Aid) is required.



The screenshot shows the Federal Student Aid website. At the top, there is a navigation bar with the logo 'Federal Student Aid' and the text 'AN OFFICE OF THE U.S. DEPARTMENT OF EDUCATION'. To the right of the logo are four menu items: 'UNDERSTAND AID', 'APPLY FOR AID', 'COMPLETE AID PROCESS', and 'MANAGE LOANS', each with a dropdown arrow. Below the navigation bar is a dark teal banner with white text. On the left side of the banner, it says 'Complete the FAFSA® Form' in large font, with a green underline under 'Complete'. Below this, it says 'Use the Free Application for Federal Student Aid (FAFSA®) form to apply for financial aid for college or graduate school.' On the right side of the banner, there are two sections. The first is 'New to the FAFSA® Process?' with the subtext 'Completing the FAFSA form is free. Fill it out now.' and a white button labeled 'Start Here'. The second is 'Returning User?' with the subtext 'Correct info | Add a school' and 'View your Student Aid Report (SAR)', and a white button labeled 'Log In'.

Thomas Jefferson University school code is 013549.

# How To Apply For Financial Aid To Help Pay Your Bill

## Complete the FAFSA electronically:

- On the web: <https://studentaid.gov/h/apply-for-aid/fafsa>
- Mobile app: Download the myStudentAid Mobile app in the Apple App Store (iOS) or Google Play (Android). Use the myFAFSA component.
- Use the IRS Data Retrieval Transfer (DRT) process when completing the FAFSA. This will streamline and expedite the processing of your financial aid.

If you have a question while completing the FAFSA, call the federal processor at 1-800-433-3242. The FAFSA Processor has scheduled hours 7 days a week.

# Options For Paying Your Remaining Bill

Options for paying the remaining balance after financial aid is applied:

- [Payment Plan](#) - The Payment Plan option can be set up in Banner/TouchNet on the Account Payment page, as an option in the payment method drop down box.
- [Federal Parent PLUS Loan](#) - Parents of dependent undergraduate students may apply for this credit-based loan to assist in meeting student's financial needs. For more information and to apply, [click HERE](#).
- [Federal Graduate PLUS Loan](#) - Graduate students may apply for this credit-based loan to assist in meeting financial needs. For more information and to apply, [click HERE](#).

# Options For Paying Your Remaining Bill

(continued options)

- [Private Educational Loan](#) - The option for students to borrow a credit-based private educational loan (with a credit worthy co-signer) may be available. It is highly suggested that students utilize federal loans first. For more information and to apply, [click HERE](#).
- [Private Scholarship Search](#) - [Click HERE](#) to link to our Financial Aid website for information on programs and searches.

# Options For Paying Your Remaining Bill

(continued options)

- [Home Equity Loan](#) - A home equity loan is a fixed-rate loan secured by your home. If you qualify for a home equity loan right now, you may find that interest rates are relatively low. Exact interest rates will vary by lender and your credit score.
- [Borrow From Family](#) - Create an agreement with a family member to invest in your future with a school loan with agreed upon repayment parameters.

# What Happens If You Don't Pay An Outstanding Balance

If your outstanding balance is not satisfied by the dates below, it will result in the following:

<u>Fall 2022</u>	<u>Spring 2023</u>	<u>Summer 2023</u>	<u>Delinquency Outcomes</u>
October 1	February 1	June 1	Monthly late fee of <b>\$100</b> will be applied to your student account until the outstanding balance has been reduced to less than <b>\$500</b> .
October 15	February 15	June 15	Loss of access to the Canvas Learning Management system. This may mean inability to complete assignments and take exams, which may affect your grades and progression.
November 1	March 1	N/A	Loss of access to register for the upcoming term, loss of access to specified campus facilities, inability to obtain a transcript, diploma and participate in the Commencement ceremony.
N/A	N/A	July 1	Cancellation of registration for the upcoming term, loss of access to specified campus facilities, and inability to obtain a transcript or diploma.



# Student Account And Financial Aid Contacts

## Center City Students

(Including students at the JCN Dixon/Horsham site)

### Student Accounts Office

- Website: <https://www.jefferson.edu/tuition-and-financial-aid/student-accounts-office.html>
- Email: [tuition.office@jefferson.edu](mailto:tuition.office@jefferson.edu)
- Phone: 215-503-7669

### Financial Aid Office

- Website: <https://www.jefferson.edu/tuition-and-financial-aid/financial-aid-office.html>
- Email: [financial.aid@jefferson.edu](mailto:financial.aid@jefferson.edu)
- Phone: 215-955-2867

## East Falls Students

(Including students at the Voorhees/NJ, Bucks/PA, JIB-Spring House/PA sites)

### Student Accounts Office

- Website: <https://www.jefferson.edu/tuition-and-financial-aid/student-accounts-office.html>
- Email: [TJU\\_EF\\_StudAccts@jefferson.edu](mailto:TJU_EF_StudAccts@jefferson.edu)
- Phone: 215-951-2708

### Financial Aid Office

- Website: <https://www.jefferson.edu/tuition-and-financial-aid/financial-aid-office.html>
- Email: [financialaid@jefferson.edu](mailto:financialaid@jefferson.edu)
- Phone: 215-951-2940



**Jefferson**

Thomas Jefferson University

HOME OF SIDNEY KIMMEL MEDICAL COLLEGE