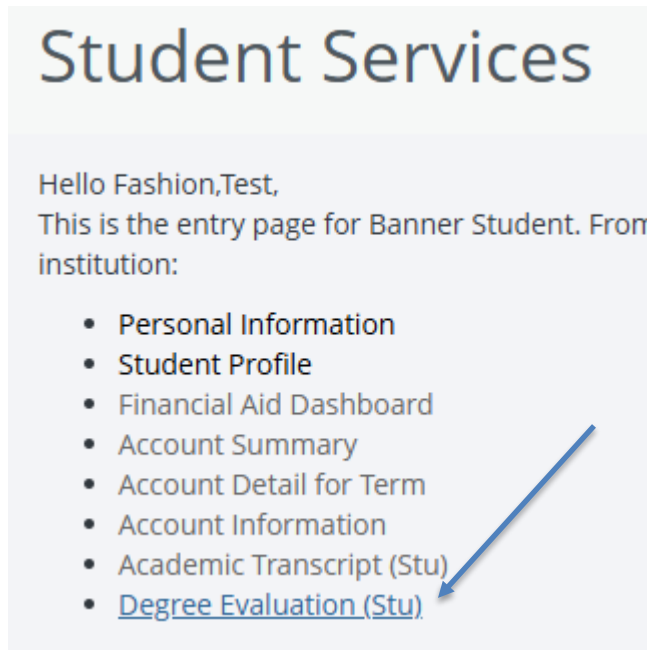


DegreeWorks

Go to BannerWeb and login.

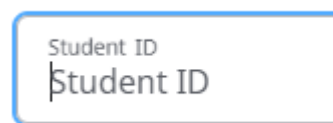


Student Services

Hello Fashion,Test,
This is the entry page for Banner Student. From institution:

- Personal Information
- Student Profile
- Financial Aid Dashboard
- Account Summary
- Account Detail for Term
- Account Information
- Academic Transcript (Stu)
- [Degree Evaluation \(Stu\)](#)

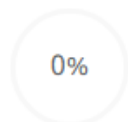
Click on the link for Degree Evaluation.



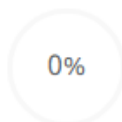
Student ID
Student ID

Enter your campus key in the Student ID field (if not automatically populated) and hit Enter.

Degree progress



Requirements

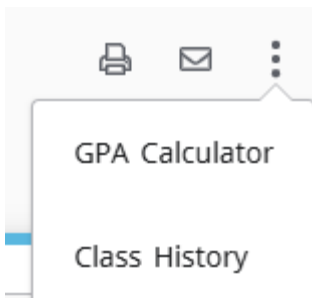


Credits

Cumulative GPA

0.00

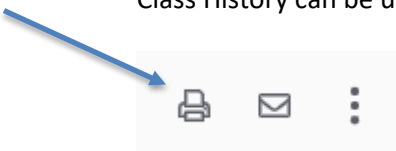
Your progression is tracked in the Degree progress area of the audit.



Clicking on the vertical dots in the upper right side of the screen will generate a few options. GPA Calculator can be used to help you determine what needs to be met if you have a target GPA:



Class History can be used to help you view your completed classes organized by term.



Clicking on the printer icon will allow you to save your degree audit in a PDF format.

Legend

✔ Complete	○ Not complete
ⓘ Complete (with classes in-progress)	⚠ Nearly complete - see advisor
📋 Prerequisite	@ Any course number
(R) Repeated class	

The requirements of your program will use this legend to help you determine if the requirement has been completed, is in progress (with registered course work), or is not complete.

Notes

Status	Description
	test note

Your advisor might include notes at the bottom of your degree audit that appear under the Notes section.